



**GEORGIA**  
DEPARTMENT OF NATURAL RESOURCES

ENVIRONMENTAL PROTECTION DIVISION

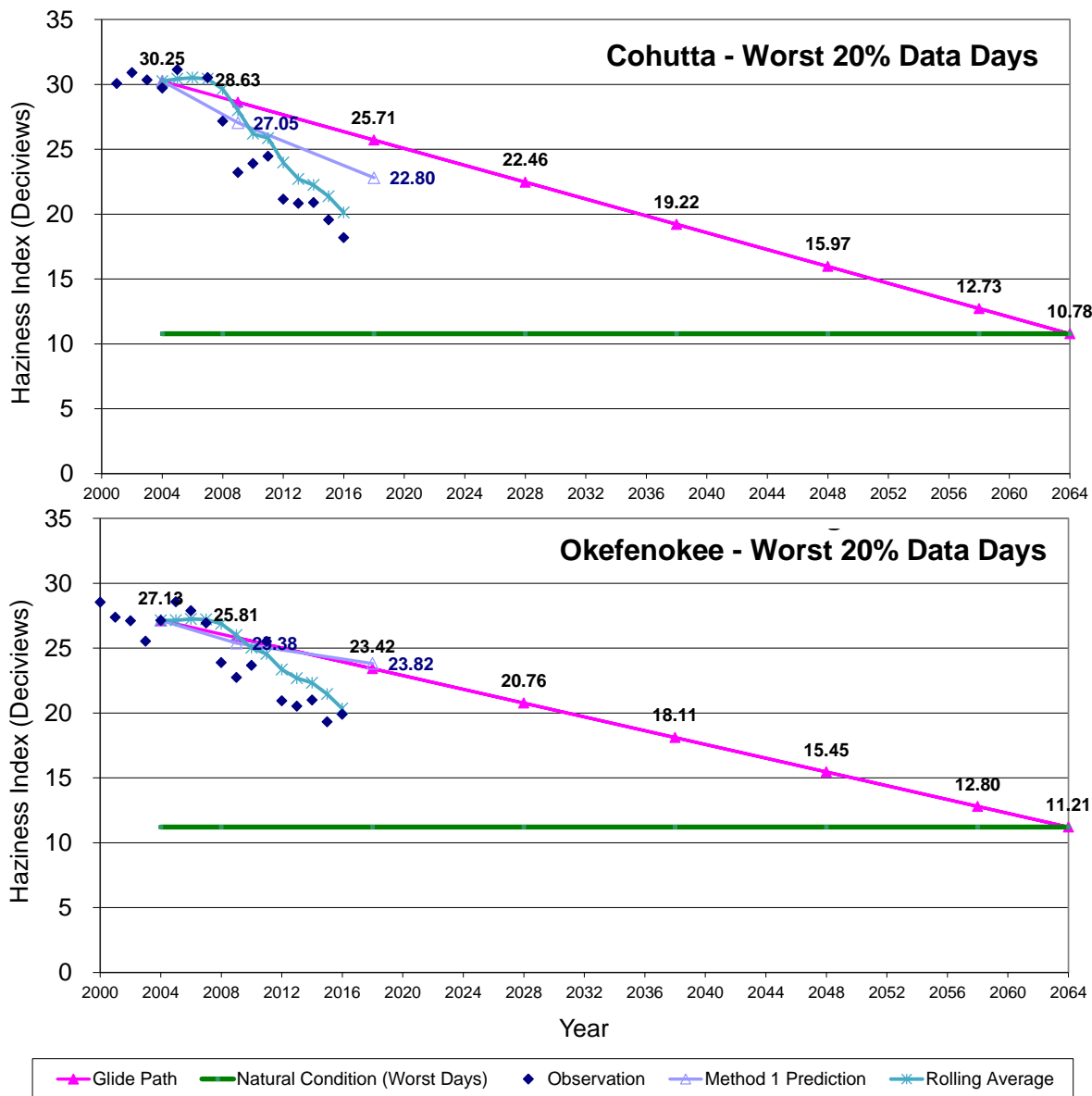
# Georgia's Approach for Estimating Reasonable Progress in Round 2

**Jim Boylan**  
Manager, Planning & Support Program  
Georgia EPD - Air Protection Branch

**Round 2 Regional Haze Planning Workshop**  
Denver, CO  
December 7, 2017

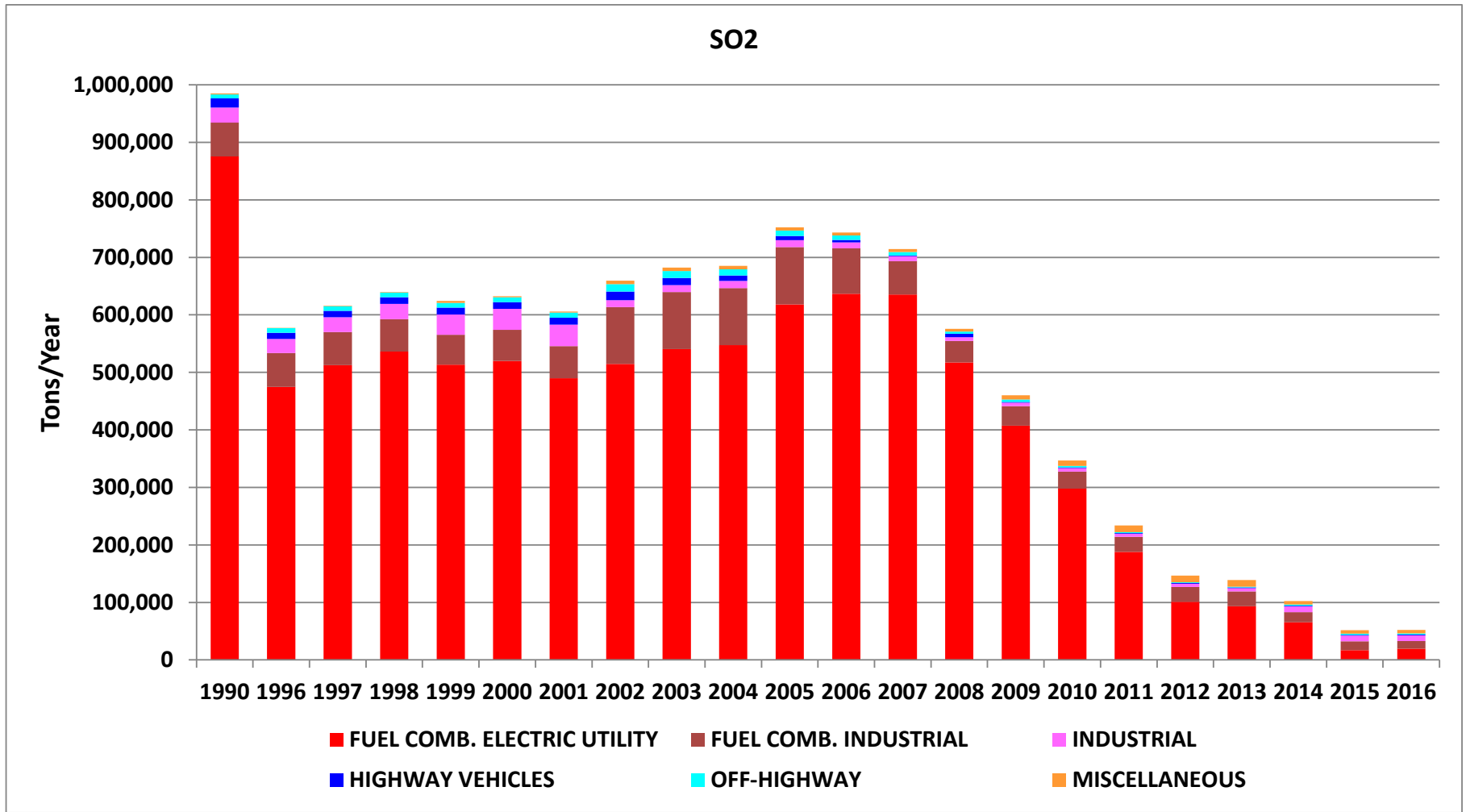


# RPGs AND URP IN GEORGIA





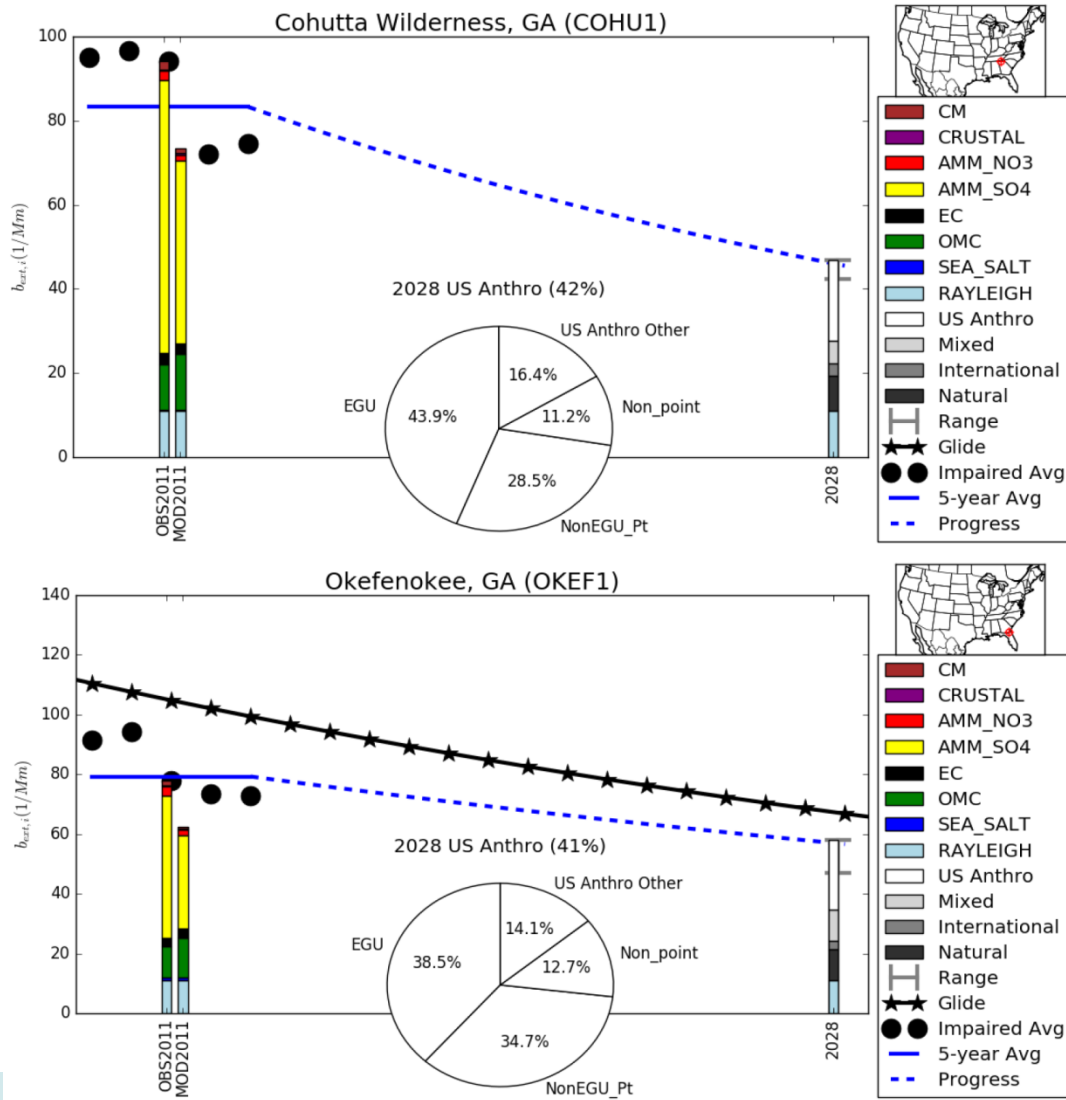
# SO<sub>2</sub> EMISSION TRENDS IN GEORGIA





# EPA PSAT RESULTS

Based on this analysis, SESARM states will likely focus on SO<sub>2</sub> emissions from point sources (both EGUs and non-EGUs).





# REASONABLE PROGRESS (RP)

- **Area of Influence ( $Q/d \cdot RT$ ) analysis with 2011 and 2028 emissions**
  - This work will be performed by SESARM contractor
  - Can be used to screen sources for 4-factor analysis
    - 2028 emissions are more appropriate than 2011 since we are looking at additional controls beyond “on-the-books”
    - If contribution > threshold → added to list for RP analysis
    - **Thresholds for areas on or below the URP should be less restrictive than areas above the URP**
    - Screening analysis done at facility-level (not unit-level)
- **4-Factor Analysis - performed by SESARM states**
  - May include single-source sensitivity modeling or source apportionment to calculate visibility impacts ( $Mm^{-1}/ton$ ,  $\$/Mm^{-1}$ )



# SCREENING EXAMPLES

## Cohutta Wilderness Area

	Plant	Fraction	Total
1	TVA - WIDOWS CREEK	12.05%	12.05%
2	BOWATER NEWSPRINT & DIRECTORY - CALHOUN	11.45%	23.50%
3	INTERTRADE HOLDINGS, INC.	9.03%	32.54%
4	GEORGIA POWER COMPANY, BOWEN STEAM-ELECT	8.45%	40.99%
5	GEORGIA POWER COMPANY, YATES STEAM-ELECT	8.15%	49.14%
6	INLAND PAPERBOARD & PACKAGING, INC. -LIN	6.15%	55.30%
7	GEORGIA POWER COMPANY, HAMMOND STEAM-ELE	3.04%	58.34%
8	DUKE ENERGY:LEE	2.33%	60.67%
9	TVA BULL RUN FOSSIL PLANT	2.00%	62.67%
10	E. I. DU PONT DE NEMOURS AND COMPANY	1.97%	64.64%
11	ALUMINUM COMPANY OF AMERICA - SOUTH PLAN	1.90%	66.54%
12	TVA KINGSTON FOSSIL PLANT	1.69%	68.23%
13	A.E. STALEY MANUFACTURING COMPANY	1.64%	69.87%
14	CHEMICAL PRODUCTS CORPORATION	1.59%	71.46%
15	ALABAMA POWER COMPANY - GORGAS	1.53%	72.98%
16	BLUE RIDGE PAPER PRODUCTS - CANTON MILL	1.50%	74.49%
17	MOHAWK INDUSTRIES - SOUTH HAMILTON STREE	1.33%	75.82%
18	BOWATER (ALABAMA), INC.	0.97%	76.78%
19	MOUNT VERNON MILLS, INC., APPAREL FABRIC	0.93%	77.71%
20	SHAW INDUSTRIES GROUP, INC. PLANT WD	0.82%	78.53%
21	DUKE ENERGY CORPORATION - RIVERBEND STEA	0.79%	79.33%
22	SHAW INDUSTRIES GROUP, INC. PLANT 20	0.79%	80.12%
	ALABAMA POWER COMPANY - E C GASTON	0.78%	80.90%
	EASTMAN CHEMICAL COMPANY	0.77%	81.67%
	SOLUTIA, INC	0.76%	82.43%
	GEORGIA POWER COMPANY, WANSLEY STEAM-ELE	0.72%	83.16%
	DUKE ENERGY CORPORATION - CLIFFSIDE STEA	0.72%	83.87%
	CHEM-TECH FINISHERS	0.68%	84.55%
	AMERICAN ELECTRIC POWER-CLINCH RIVER PLA	0.63%	85.17%
	GEORGIA POWER COMPANY, MCDONOUGH STEAM-E	0.62%	85.80%
	CONTINENTAL CARBON COMPANY	0.61%	86.40%
	LOU GAS & ELEC, MILL CREEK	0.60%	87.00%
	U.S. DEPARTMENT OF ENERGY, Y-12 PLANT	0.57%	87.57%
	DUKE ENERGY CORPORATION - BUCK STEAM STA	0.52%	88.09%
	TENNESSEE ALLOYS CORPORATION	0.43%	88.51%
	CARAUSTAR MILL GROUP, INC.	0.43%	88.94%
	SHAW INDUSTRIES GROUP, INC. PLANT 80	0.42%	89.36%
	ALABAMA POWER COMPANY (MILLER POWER PLAN	0.38%	89.75%
	PSI ENERGY - GALLAGHER	0.38%	90.12%

## Okefenokee National Wildlife Refuge

	Plant	Fraction	Total
1	SAINT JOHNS RIVER	30.85%	30.85%
2	JEFFERSON SMURFIT CORPORATION (US)	10.65%	41.50%
3	SEMINOLE ELECTRIC COOPERATIVE, INC.	5.75%	47.25%
4	CEDAR BAY GENERATING COMPANY L P	5.50%	52.75%
5	WHITE SPRINGS AGRICULTURAL CHEMICALS, INC	4.50%	57.25%
6	GEORGIA-PACIFIC BRUNSWICK OPERATIONS	4.43%	61.68%
7	RAYONIER PERFORMANCE FIBERS LLC	3.60%	65.28%
8	GEORGIA-PACIFIC CORP. PULP/PAPER MILL	2.74%	68.02%
9	MILLENNIUM SPECIALTY CHEMICALS	2.53%	70.55%
10	PROGRESS ENERGY FLORIDA, INC. CRYSTAL RI	2.35%	72.90%
11	IFF CHEMICAL HOLDINGS, INC.	1.95%	74.85%
12	JESUP MILL, RAYONIER PERFORMANCE FIBERS	1.92%	76.78%
13	INTERNATIONAL PAPER - SAVANNAH MILL	1.77%	78.55%
14	SCE&G: CANADYS	1.45%	80.00%
	SAVANNAH ELECTRIC: MCINTOSH STEAM - ELEC	1.24%	81.24%
	SAVANNAH ELECTRIC: KRAFT STEAM - ELECTRI	1.15%	82.39%
	ANCHOR GLASS CONTAINER CORPORATION	1.13%	83.52%
	GEORGIA POWER COMPANY, YATES STEAM-ELEC	1.08%	84.61%
	SANTEE COOPER JEFFERIES	0.96%	85.57%
	GEORGIA-PACIFIC CORP SAVANNAH RIVER MILL	0.82%	86.39%
	GEORGIA POWER COMPANY, MITCHELL STEAM-EL	0.79%	87.18%
	BUCKEYE FLORIDA, LIMITED PARTNERSHIP	0.71%	87.89%
	SANDERS LEAD CO	0.65%	88.54%
	CONTINENTAL CARBON COMPANY	0.63%	89.16%
	GULF POWER COMPANY - CRIST	0.58%	89.75%
	SANTEE COOPER CROSS	0.57%	90.32%





# CONTACT INFORMATION

**James Boylan, Ph.D.**

**Georgia Dept. of Natural Resources  
4244 International Parkway, Suite 120  
Atlanta, GA 30354**

**James.Boylan@dnr.ga.gov  
404-363-7014**